

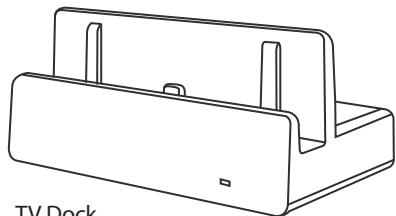
QUICK SETUP GUIDE

Dock Kit

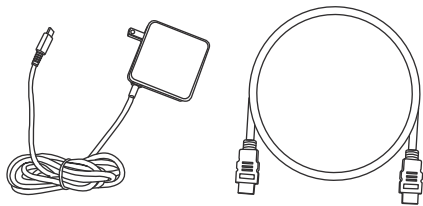
NS-GNSTD19 / NS-GNSTD19-C

PACKAGE CONTENTS

- Quick Setup Guide



TV Dock



AC Adapter

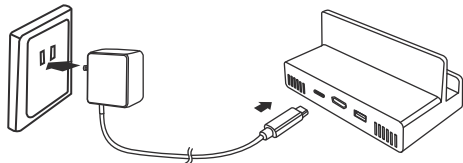
HDMI Cable

FEATURES

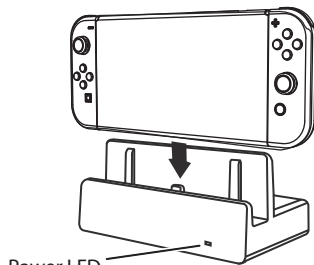
- Compatible with Nintendo Switch™
- Compact design for easy portability
- Includes a USB 2.0 output for connecting Ethernet, controllers, or other USB devices
- Charges console while in use via the USB-C AC adapter (included)
- Includes everything you need for quick and easy set up
- Weighted base for stability

USING THE TV DOCK

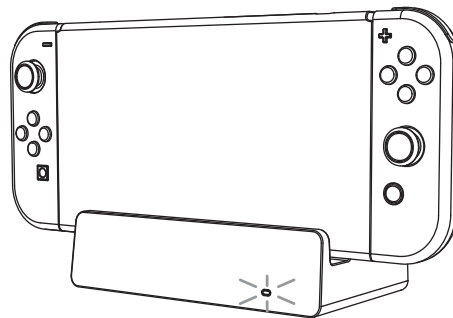
1 Connect power.



2 Slide your console onto the TV dock. The power LED turns green and the console screen turns off.

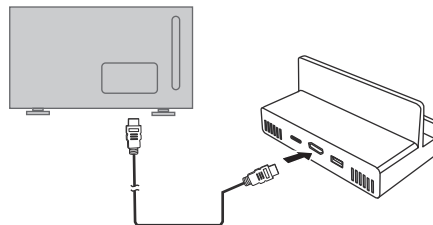


Power LED



3 Plug one end of the HDMI cable into the HDMI port on the TV dock, then plug the other end into an HDMI port on your TV. The console's screen is displayed on the TV.

Note: If you don't see the console screen on your TV, make sure you have selected the correct HDMI input on your TV.



USING THE USB CHARGING PORT

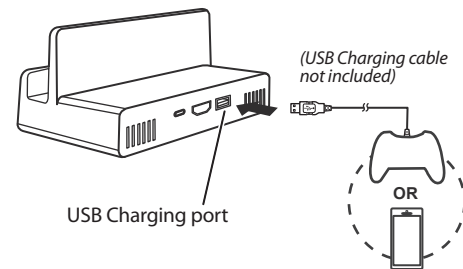
Plug in a wired controller to play games.

OR

Plug in your Pro controller or other USB device to recharge it.

Note:

- The external USB charging port is designed to charge most USB 2.0 devices and might not charge newer devices.



USB Charging port

SPECIFICATIONS

TV Dock:	
Input:	5V 3A / 15V 2.6A
Output:	5V 3A / 15V 2.6A
AC adapter:	
Input:	90- 264V, 50/60Hz 1A
Output:	5V 3A / 9V 3A / 15V 2.6A
External USB charging port:	
Output:	5V 1A
HDMI Cable length:	59.0 in. (1500mm)
Dimensions:	(L x W x H) 5.4 x 3.0 x 2.4 in. (138 x 78 x 60mm)

SAFETY INFORMATION

- You must use the included AC adapter to power the dock.
- Do not disassemble any of the components. Refer all services to qualified personnel only.
- Do not place or store the product in a humid area and do not expose it to water or rain.
- Use the product only as instructed. Read all instructions before operating the product.
- Failure to follow these directions may void the warranty.
- Do not use voltage transformers or plugs that deliver reduced amounts of electricity.
- Do not expose devices to fire, microwaves, high temperatures or direct sunlight.

LEGAL NOTICES

FCC Information

This device complies with part 15 of the FCC Rules. Operation is subject to the following two conditions: (1) This device may not cause harmful interference, and (2) this device must accept any interference received, including interference that may cause undesired operation.

Warning: Changes or modifications to this unit not expressly approved by the party responsible for compliance could void the user's authority to operate the equipment.

Note: This equipment has been tested and found to comply with the limits for a Class B digital device, pursuant to part 15 of the FCC Rules. These limits are designed to provide reasonable protection against harmful interference in a residential installation. This equipment generates, uses, and can radiate radio frequency energy and, if not installed and used in accordance with the instructions, may cause harmful interference to radio communications. However, there is no guarantee that interference will not occur in a particular installation.

If this equipment does cause harmful interference to radio or television reception, which can be determined by turning the equipment off and on, the user is encouraged to try to correct the interference by one or more of the following measures:

- Reorient or relocate the receiving antenna.
- Increase the separation between the equipment and receiver.
- Connect the equipment into an outlet on a circuit different from that to which the receiver is connected.
- Consult the dealer or an experienced radio/TV technician for help.

The terms HDMI and HDMI High-Definition multimedia interface, and the HDMI logo are trademarks or registered trademarks of HDMI licensing LLC in the United States and other countries

ICES-003 statement

This Class B digital apparatus complies with Canadian ICES-003.

Cet appareil numérique de la classe B est conforme à la norme NMB-003 du Canada.)

ONE-YEAR LIMITED WARRANTY

Visit www.insigniaproducts.com for details.

CONTACT INSIGNIA

For customer service, call 1-877-467-4289 (U.S. and Canada) or 01-800-926-3000 (Mexico)

www.insigniaproducts.com

INSIGNIA is a trademark of Best Buy and its affiliated companies
Distributed by Best Buy Purchasing, LLC
7601 Penn Ave South, Richfield, MN 55423 U.S.A.
©2017 Best Buy. All rights reserved.

Made in China